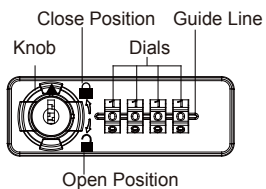


How to operate your lock?

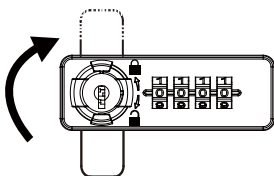
■ The factory preset combination is 0-0-0-0, even though the dials may appear in other numbers.



TO OPEN:

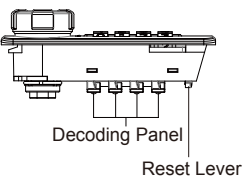
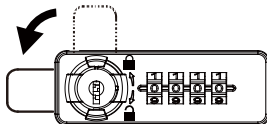
Turn the dials and align the opening combination numbers with the Guide Line.

Turn the knob to the open position.



TO LOCK:

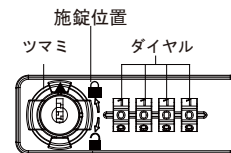
Turn the knob to the close position.



■ Due to various cabinets, you may need to turn the "Knob" 90° or 180° to operate your lock.

ダイヤルキー使用方法

■ 工場出荷時は0-0-0-0に設定されています

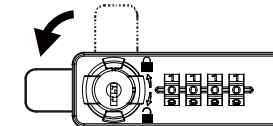
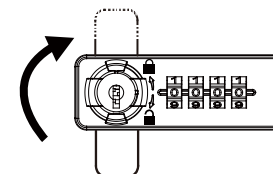
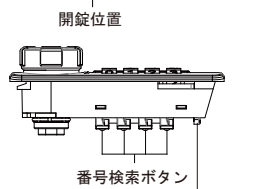


開錠方法:

ダイヤルを暗唱番号に合わせて
ツマミを開錠位置に回します

施錠方法:

ツマミを施錠位置に回します



リセットレバー

■ 施錠する際はツマミを90度又は180度回転させる必要があります。

How to reset your combination?

■ The factory preset combination is 0-0-0-0, even though the dials may appear in other numbers.

1. Leave the dials at preset combination 0-0-0-0. (Fig. A)
2. Turn the Knob to the open position. (Fig. B)
3. Push the Reset Lever on the back of lock from "A" to "B" position. (Fig. C) Set your own desired combination.
4. Return the Reset Lever back to "A" position. (Fig. D) Your lock is now ready to open at its new combination.

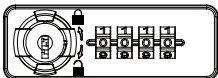


Fig. A

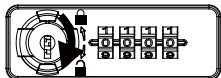


Fig. B

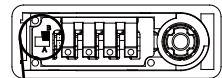


Fig. C

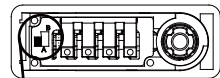


Fig. D

暗証番号の設定方法

■ 工場出荷時は0-0-0-0に設定されています

1. 予め設定されている0-0-0-0に合わせてください (図1)
2. ツマミを開錠位置まで回してください (図2)
3. ダイヤルキー本体後ろのラッチレバーをAからBへ移動させて設定したい番号にダイヤルを回します。
4. ダイヤルキー本体後ろのラッチレバーをBからAに戻します。これで新しい暗証番号へ設定されます。

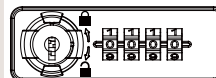


図1

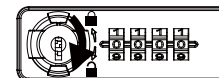


図2

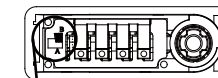


図3

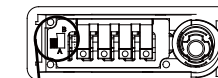


図4

How to decode the forgot combination?

■ Press down the Decoding Panel, keep holding it and rotate the dial till the Decoding Panel sinks or there is a "click" sound. (Fig. E). Repeat the same process for all dials, you will get the opening numbers.

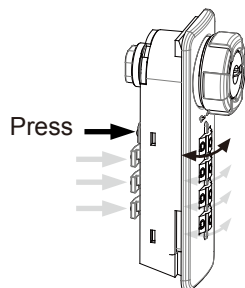


Fig. E

■ The Master Key operation may be used at any time to open a lock in an emergency.
■ Always keep your secret combination in a safe and accessible place for future reference.

暗証番号を忘れた場合

■ 番号検索ボタンを押したまま、ダイヤルがカチッと音が鳴るまで回してください。(図5) この動作をすべてのダイヤルで行うと暗証番号が表示されます。

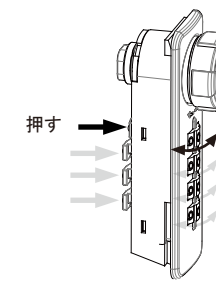


図5

■ 緊急時にはマスターキーを使用して開錠できます。
■ 暗証番号は安全な場所に保管してください。